

2023 Vancouver Pride Parade Entry Guidelines

MISSION STATEMENT

Vancouver Pride Society strives to produce inclusive, celebratory events, and advocate for 2SLGBTQAI+ communities through an intersectional lens.

IMPORTANT: The Pride Parade is moving to a BRAND NEW ROUTE, please read this entire document carefully and distribute the materials to everyone participating in your parade entry.

Parade Day: August 6th, 2023 - 12:00pm-3:00pm

TIME	ACTIVITY
5:00am	Staging area street closures (Denman, Davie and Pendrell St.)
6:00am	Staging area set-up (fencing, tents, signage, etc)
9:00am	First parade entry vehicles entering the staging area
10:00am	Dispersal area street closure (Pacific Blvd from Nelson St. to Carrall St.)
11:00am	Parade route street closure (Beach Ave from Denman to Jervis, Pacific Blvd from Jervis St. to Nelson St.)
11:30am	All clear on the Parade route, streets fully closed, fencing up and volunteers in place
11:45am	Dykes on Bikes ride the Parade route to let everyone know we are coming and to clear the route!
12:00pm	Parade starts, 150 Parade entries move down Beach Ave. Denman St. goes first, followed by Davie St.
1:00pm	First Parade entries reach the dispersal zone, vehicles turn into LOT 39 across from BC place to disperse their entries
2:00pm	Last Parade entry leaves the staging area and enters the Parade route
2:15pm	Staging area gets cleaned , fencing and signage comes down
3:00pm	Last parade entry reaches the Dispersal zone.
3:30pm	Sweepers cleaning parade route, fencing taken down
4:30pm	Streets reopened

GENERAL ENTRY INFORMATION & GUIDELINES

ARRIVAL

Your entry captain and vehicle will arrive early on the big day to prepare for the start of the Parade. Your specific arrival time and location can be found by viewing the maps in this package with your entry identification card. For example, **CN5**: The first letter, "C" relates to the section of the Staging Area you are in. The second letter (N,E,S,W) relates to the side of the street you are on (North, East, South, or West). Lastly, the number relates to which entry in the line you are (for example if you are number 1, you are at the front, or if you are number 5 you can expect to be somewhere near the middle).

The Staging Area is a crowded jigsaw puzzle of your fellow entries, so it is very important that your entry captain and vehicles show up on time. Marchers in your entry must show up closer to the start of the Parade, but your entry captain and vehicle must be in place on time. When you arrive at the staging area at your assigned arrival time, you will be assisted by volunteers who will help you to find your staging spot. Entries are arranged in rows, on either side of the road; please park your vehicle against the curb, leaving the middle lanes of the road clear for emergency access and Parade personnel. If your slotting space is within a curbside patio, please park your vehicle in front or behind the patio. We will have designated extra space for you.

If your entry takes longer to set up or you need to bring a secondary vehicle to assist with setting up your entry you must arrange with the Parade Coordinator by emailing parade@vancouverpride.ca.

STAGING AREA

Once you are settled in the Staging Area, it is time to wait for the Parade to start. This is the time to put finishing touches on your entry, but is not the time for major construction. Your entry should be prepared in advance so that you can do final assembly in the staging area in under 30 minutes and without power. For safety reasons, all participants in your entry must be in the fenced staging area before the Parade starts; latecomers may not be let in. A few porta-potties will be available in the Staging Area, as well as a water refill station.

PARADE START

The Parade will be starting promptly at 12:00 pm, with entries departing the staging area in order. Shortly before your entry is set to depart you will be approached by a volunteer. At that time, please ensure all participants are with your entry; you need to leave on time, regardless of missing participants. Vehicles should be started (but not left idling for too long) to make sure there are no delays in your departure, please promptly let a volunteer know of any problems.

As soon as the entry in front of you starts moving, you should start moving as well, keeping a distance of two car lengths (25 ft.). If you are at the start of a section with no entry in front of you, do not start moving until a volunteer has informed you it is OK to do so.

PARADING

Move slowly along the Parade route, keeping a distance of a few car lengths in front of the entry in front of you. There are 150 other entries parading with you, so to keep the Parade flowing smoothly please keep moving. In the interest of safety for participants and spectators do not stop along the Parade route, except for emergencies or if stopped by a staff member who is carrying caution tape*. If you see a gap forming in front of you, speed up to catch up to the entry in front of you. All vehicles must have wheel guards to ensure the safety of spectators and participants during the Parade. Please walk to the side of the road to hand out swag to spectators instead of throwing to ensure the public does not run out into the Parade route and no one gets injured.

***RESIDENT ACCESS POINTS:**

New this year - As the Parade route blocks in residential areas who live South of Pacific Blvd, we have created three "release points" along the Parade route to grant emergency access to residents. These intersections will be Thurlow St., Homer St., and Drake St. At these intersections in a couple of intervals during the Parade, VPS team members who are dressed in Safety vests will pause the Parade by walking into the street with Caution tape. The Parade will only be paused briefly, so if you are in a vehicle slow down to a stop, and if you are a marcher please be patient and stop while the vehicles cross the route. Once given the all clear, continue parading and do your best to catch up with the entry in front of you.

***EMERGENCY ACCESS POINTS:**

Emergency access points along the Parade route are as follows: Burrard Street (Burrard Street Bridge), Jervis Street, Richards Street and Nelson Street. Similarly to the resident access points, if there is an emergency, emergency vehicles may need to cross the Parade route at one of these points. Please listen to Emergency responders and Traffic Management personnel at these intersections.

MCs: There are 6 MCs along the Parade route at 3 locations who will announce your entry to the crowd, using the media commentary you submitted with your application. Please ensure your slotting card/ entry number is visible on the front of your entry facing the MCs. Do not stop or slow down for the MCs. MCs will be at CRAFT Beer Market (Beach and Burnaby), Fresh Street Market (Pacific Blvd. and Granville St.), and BC Place (Gate E, on Pacific past Smithe St).

NEARING THE PARADE END:

As you approach Nelson St., you will see the Parade route narrows to a single fenced lane for about 300ft. SLOW DOWN and move through this space slowly until the road widens again. The reasoning for this is that we have to keep a lane of traffic open for access to Smithe St. and the Parq Casino / Aqualini Residents. Parade marchers and wheel guards will have to move in front

or behind the vehicle as there will not be room to march beside the vehicle here. The Parade is not over yet! When the fencing widens, feel free to spread out and keep Parading as normal for the last few hundred feet. There are 2 more accessible viewing areas to pass and there will be lots of spectators viewing from the various overpasses and sides of the road. Be mindful of people who may try to run across the street although we will have signage encouraging folks to use the overpasses.

PARADE DISPERSAL:

As you near Griffiths Way (just past BC Place) your entry will be directed into a large Parking lot (also known as Lot 39, where Cirque Du Soleil usually takes place). From here follow the directions of the Dispersal team and Traffic Management personnel. Music **MUST** be turned off at this point. Marching units will be directed down a middle lane and out towards the Festival site. Vehicles with marcher will be directed to a series of 20 lanes where there will be time to stop, take apart your Parade entry, and for marchers to collect their belongings. Please stay in a single laneway and avoid flowing into other lanes during this time. Once your vehicle is roadworthy, you may exit your laneway by pulling out and exiting the Parking lot onto Carrall Street. Note that there will be large crowds walking towards the Festival site. Always follow directions of the Traffic Management Personnel.

As soon as you exit the Dispersal Area you are once again under the Motor Vehicle Act and police will be checking for violations. Common violations include riding on your vehicle, not wearing seatbelts and intoxication.

WASTE:

If you are creating any waste in the Staging Area during set-up, take your garbage and recycling with you. Once you tear down in the dispersal area, take your garbage and recycling with you. **NO EXCEPTIONS.** We will issue fines to any groups leaving waste behind in either of these areas.

PREPARING YOUR ENTRY

BE FABULOUS!

This year's Parade theme is Reconnect. We encourage you to interpret this theme to the best of your ability in your Parade entry and look forward to seeing your creative renditions of this theme. Use this as a starting point and let your imagination run wild. Remember that you are the star of this show so dream big and create the most fabulous entry that your imagination (and a few safety regulations) allows.

MARCHING GROUPS

Make a powerful statement and feel the crowd bristle with excitement when your team's choreography kicks in. There's nothing like a precision marching group to get spectators cheering! Make your routines simple and effective. However, ensure any routines can be **DONE WHILE MOVING.** You may not stop to perform your choreography at any time. Explore props

and design your colour concept to dress your team up for ultimate visual impact. You want the crowd to see you coming and to remember you long after you pass!

VEHICLES

Cars, vans, minibuses, buses, motorcycles, bikes, scooters, rollerblades, and any other vehicle you can think of. Transform your vehicle into an attention-grabbing ride with bright colours, shiny materials, sparkling fabrics, faux furs, flags, umbrellas and paint. NOTE THAT BALLOONS AND CONFETTI/ TICKER TAPE ARE NOT ALLOWED AS PART OF YOUR ENTRY DECOR.

*A limited amount of trailers are allowed in the Parade for accessibility purposes. If you hope to bring a trailer it must be pre-approved by VPS staff in advance of the event and must follow strict safety guidelines.

PARTICIPANT SAFETY & COMFORT

You've taken care of your vehicle and parade-day costume, now remember to take care of yourself! Pack plenty of water, sunscreen, hats, umbrellas, (optional) shirt and anything else you may need. Avoid alcohol to ensure you can keep the party going all day long. Neither wind nor rain can stop the celebration, so please be prepared for inclement weather. Planning on bringing pets? Please keep an eye on the weather leading up to the event. If it is too hot for you to hold your hand against the pavement for an extended period of time, it is too hot for your pet's paws! It is encouraged that pets wear boots or ride in carts or vehicles when possible. Make sure to bring water and misters for your fluffy friends too!

GREEN ENTRIES

We take pride in our environment so please try to use environmentally-friendly materials wherever possible. We encourage all Parade participants to "green" your entry by using electric, hybrid and other low-emissions vehicles. Bring water from home in reusable containers, encourage spectators to recycle, and ensure you pack all waste you bring to the Parade with you out when you leave.

ENTRY RULES & REGULATIONS

PARTICIPATION

The Parade is an inclusive community event which welcomes and encourages all individuals, groups, organizations and businesses that wish to show their support for the 2SLGBTQAI+ community and assist in achieving our objectives by participating in the Parade.

To be an entrant in the Parade you must be prepared to comply with our mission and values, be prepared to present or create an entry that meets safety and logistical requirements, and conduct all Parade activities within the law.

Please read the following information carefully. Due to the phenomenal growth of the event, additional rules and regulations have been adopted to ensure the Parade continues to be a safe and enjoyable experience for all. Please ensure all individuals in your group are familiar with the

rules and regulations. Participants who breach any of the following regulations may be fined or banned from future VPS events, at the discretion of the Vancouver Pride Society. Participants within an entry are representative of their whole organization and VPS reserves the right to remove and/or ban an entry from future participation if an individual or group within their entry breaks the entry rules.

<p>A. All participants are subject to all municipal, provincial and federal laws and/or by-laws.</p>	<p>B. Persons must not join or leave moving vehicles.</p>
<p>C. Alcohol and drugs are strictly prohibited. No smoking is allowed while participating in the Parade.</p>	<p>D. Single-use inflatable decorations (such as, balloons) are strictly forbidden aligning with VPS's efforts to green the Parade</p>
<p>E. Vehicles must not exceed 40 feet in length (including cab of vehicles) and 10 feet in width including attachments. No vehicle or object may exceed 15 feet above the ground due to overhead wires.</p>	<p>F. Vehicle entries must have an escort (wheel guard) beside each wheel along the entire Parade route to ensure safe operations. Vehicle escorts may not ride in or on the vehicle.</p>
<p>G. Parade Entries are allowed to request a maximum of 100 participants. Staging area space is limited so VPS may deny the amount of marchers requested. Corporate sponsors refer to their Letter of Agreement for allocation.</p>	<p>H. Handing out food and beverages (with the exception of water and candy) is not permitted unless approved as part of a corporate sponsorship agreement. Email parade@vancouverpride.ca for a list of what is permitted.</p>
<p>I. It is the Parade entrant's responsibility to ensure all structures are firmly attached to the vehicle.</p>	<p>J. Public nudity is against the law and therefore strictly prohibited. Participants are allowed to be topless.</p>
<p>K. Parade Entries must keep moving to keep the parade on schedule. Any performances and routines need to be performed while moving forward within the Parade. Failure to do so may result in a fine to be determined at the discretion of the VPS.</p>	<p>L. Animals must be on a leash or otherwise restrained and must be cleaned up after. Handlers must ensure animals are properly cared for during the event especially in the case of extreme heat.</p>
<p>M. No fireworks, open fire or other pyrotechnics are permitted. All vehicles must carry at least one fire extinguisher. All exhaust pipes near decorations or people must be insulated.</p>	<p>N. Any attention-arousing devices such as noisemakers, flashing lights, movies, music, broadcasting, television, contest games, etc. must be approved in advance by the VPS.</p>

<p>O. All Parade Entry equipment, signage, vehicles and participants must stay within the Parade Entrants allotted space within the staging area. VPS may disallow entries from entering the staging area if their entry is larger than declared on their application.</p>	<p>P. Use of confetti or ticker tape is not permitted. Parade Entrants who do so will be fined an environmental fee of up to 50% of the entry fee or up to \$3000 at the discretion of the VPS.</p>
<p>Q. Distribution of literature, souvenirs and samples must be approved in advance by the VPS.</p>	<p>R. Vehicles must be road worthy, in accordance with the BC Motor Vehicle Act, upon departure from the dispersal area.</p>
<p>S. Distribution of literature, souvenirs and samples must be handed to spectators and must not be thrown or tossed into the crowd.</p>	<p>T. Parade Entrants may distribute literature that promotes and supports the 2SLGBTQAI+ community - purely commercial messaging is prohibited.</p>
<p>U. Vehicles must be properly serviced, maintained and fueled/charged for the parade route. NO extra gasoline, other than in the vehicle's tank, can be carried on the vehicle.</p>	

VEHICLE RIDERS

- a. Vehicles must be able to safely accommodate the number of people chosen to ride, including adequate room to move around
- b. No children under 12 will be permitted to ride on a vehicle without adult supervision.
- c. All passengers standing or sitting on the vehicle must be wearing a safety belt, have handholds, or be behind a safety railing or other support while on the entry, including while in the staging area..
- d. No riders will be allowed to ride on the edge of the vehicle. Any vehicle with riders or articles hanging over the edge or out of a window before or during the parade will be subject to removal from the line of march.
- e. All people riding a bicycle, must wear proper safety equipment including a helmet at all times.

BREACH OF CONTRACT

Any breach of the above safety and entry regulations may result in one or more of the following consequences:

- Removal from participation during the parade.
- Exclusion from participation in future VPS events.
- Fines and/or legal action to recover costs related to actions by participants, including, but not limited to, property damage, clean-up, security and legal fees.
- Legal action with respect to breach of contract, trespassing or damages.

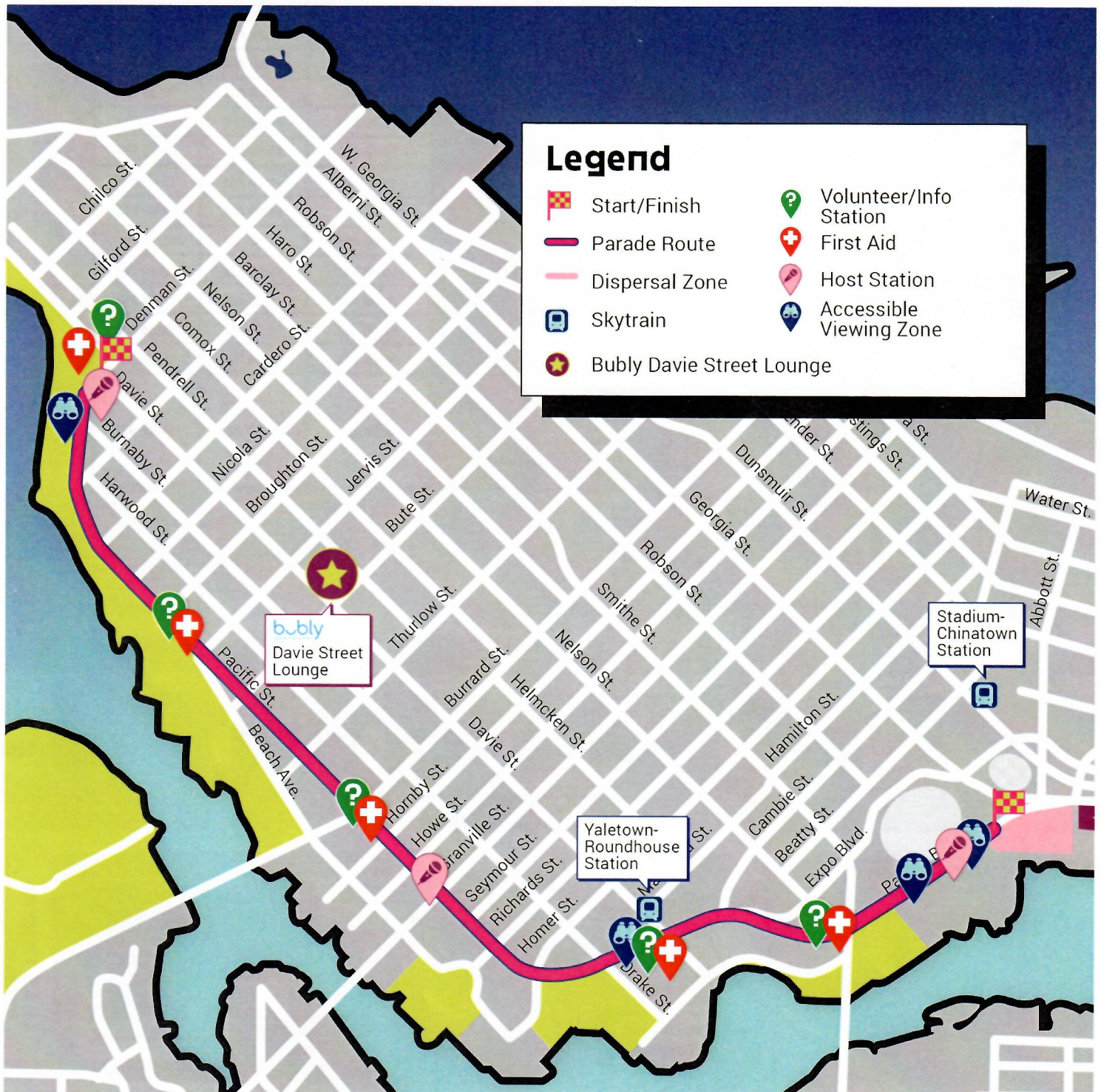
FINES

In order to ensure a safe and enjoyable experience for everyone involved, the following fines have been established for violations of the safety rules and entry regulations:

Throwing of any objects into the crowd	25% of entry fee
Unnecessary stopping on parade route	25% of entry fee
Insufficient wheel guards	50% of entry fee
Absence from entry orientation session	25% of entry fee
Use of prohibited items on parade entry	25% of entry fee
Verbal abuse	50% of entry fee
Use of confetti or ticker tape	50% of entry fee or \$3000
Leaving waste behind	50% of their entry fee
Handing out anything that is not pre-approved by VPS	25% of entry fee
Distributing materials or actioning any hateful, violent, homophobic, transphobic or discriminatory behaviours as per the BC Human Rights Code, the Canadian Charter of Rights and Freedoms or anything the VPS deems inappropriate	\$5000

Multiple violations will result in combined fines, up to a total of 100% of your entry fee. The VPS reserves the right to collect additional fines for safety violations not listed above.

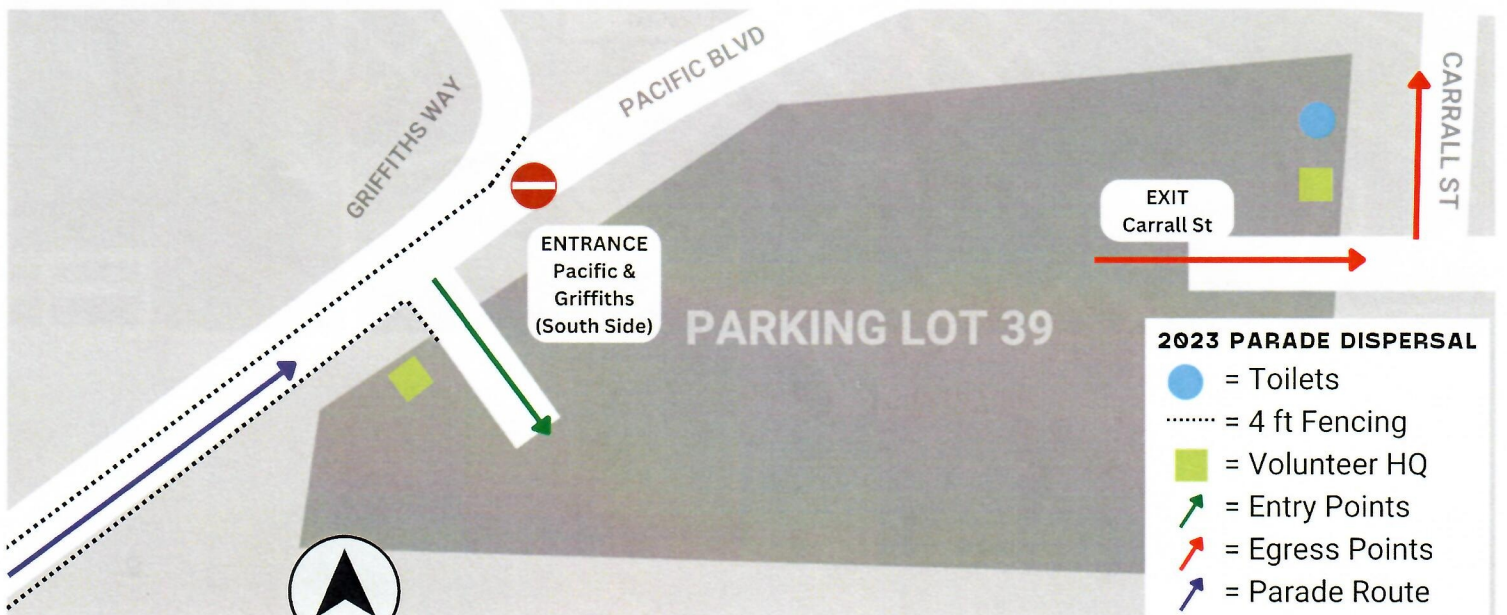
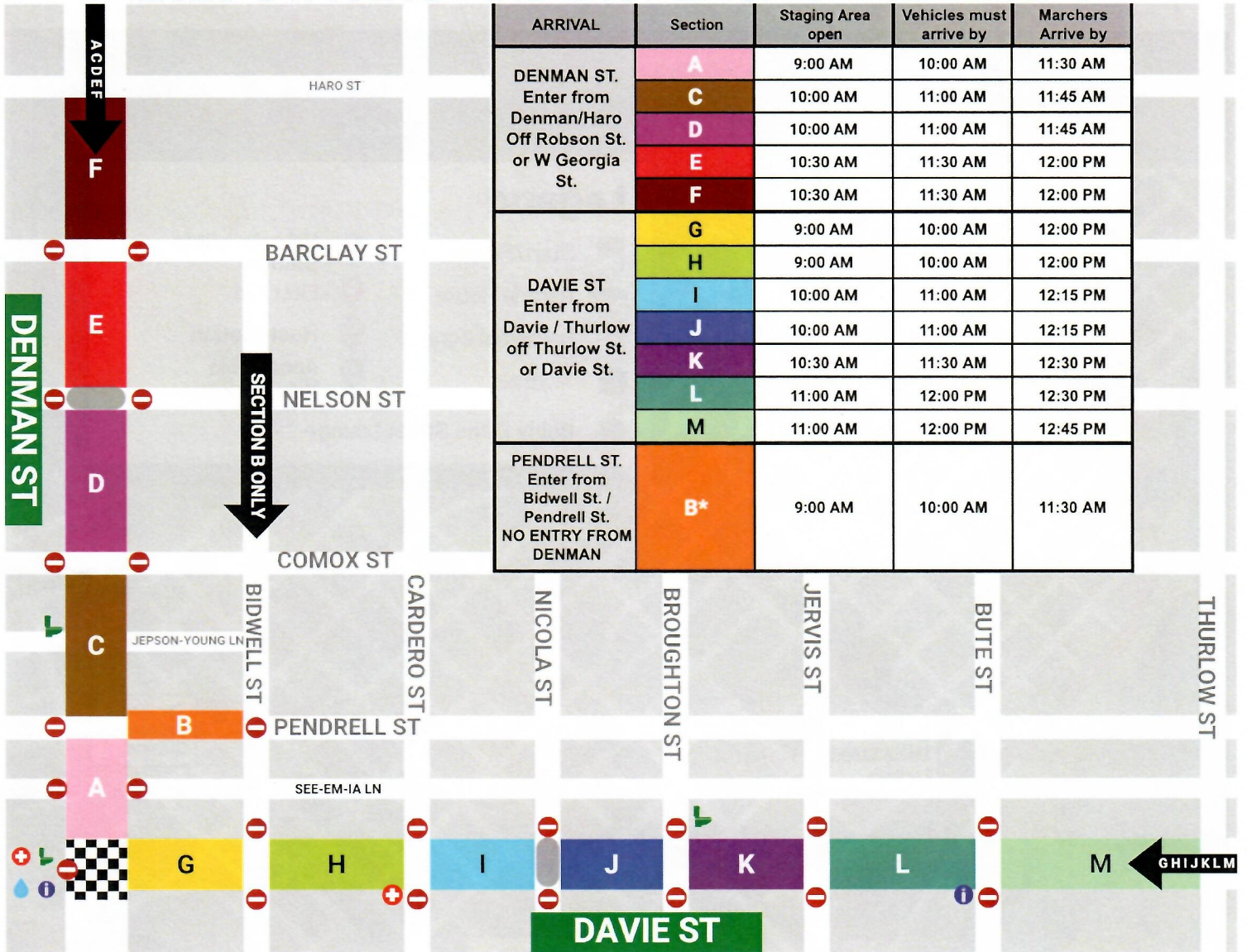
2023 PARADE ROUTE MAP



Legend

	Start/Finish		Volunteer/Info Station
	Parade Route		First Aid
	Dispersal Zone		Host Station
	Skytrain		Accessible Viewing Zone
	Bubby Davie Street Lounge		

2023 STAGING AND DISPERSAL AREA MAPS



Vancouver Pride Society 2023 Slotting Card

Please place on the front of your vehicle or at the beginning of your entry

BC Ferry & Marine Workers

Union

GN5